

**DO NOT COMPRESS
OR EXTEND AXIALLY**

Corrugated metal hose installed in-line with the longitudinal axis of the piping should not be subjected to axial movement.



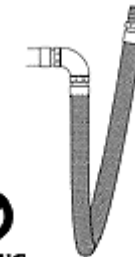
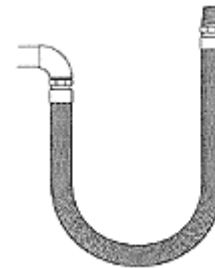
**DO NOT TORQUE
DURING INSTALLATION**

Metal hose assemblies should not be used to compensate for bolthole misalignment. Floating flanges will help to minimize twisting of the metal hose. Pipe unions will help to reduce twisting during connection to the piping. The use of two wrenches will help to keep the hose from twisting when tightening the pipe union.



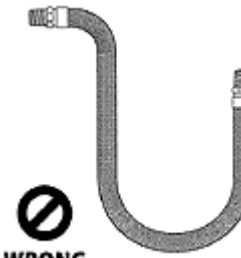
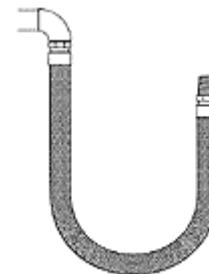
**DO NOT ALLOW HOSE MOVEMENT
IN MULTIPLE PLANES**

Flexing a metal hose in two separate planes of movement will torque the hose assembly. Always install the metal hose assembly so that flexing occurs in one plane only and this is the same plane in which bending occurs.



AVOID SHARP BENDS

Use elbows to avoid severe bends near the end of the metal hose assembly.



**MAINTAIN MINIMUM
CENTERLINE BEND RADIUS.**

The minimum centerline bend radius for dynamic flexing should never be less than the values in the product specification tables.

